

Venice Area Orchid Society News

December 2015

IT'S SHOW TIME.....

Seems like just yesterday that we finished the show season with an AOS trophy at the Englewood show and a First Place Trophy at the Ridge Show. Well, it's time to do it all over again!! Now is the time to get your wonderful orchids ready for the show season.

We have our first show setup in Sarasota on Jan. 1st, 2016; that's New Year's Day, in case you hadn't noticed. Not long after that, on February 5th, we have the setup for our own 50th show in Venice, 50 SHADES OF ORCHIDS. We will finish this year's shows in Englewood with setup on March 3rd.

As we have all seen, we have some of the best orchids around and I feel very privileged to show them off for you. We have won 3 First places in a row and I think with your help we can do it again.

I thank all of you for this opportunity.

-Jay Loeffler, VP, Displays

Dates to Remember

Monday, December 1 – Last day to make reservations for the VAOS 2015 Holiday Party. See flyer on page 9 for complete details.

December 2015 – No monthly VAOS meeting, or Growers Clinic (See last page.)

A Message From Your President

I'm deep within the Great Dismal Swamp, just south of Norfolk, Va. Tori and I are on a small boat, ready to begin the Atlantic Intracoastal Waterway on our way back to Venice. Of course, I am looking for orchids at every opportunity, but have not seen any yet. The best message I can come up with this month is for everyone to have a great holiday season and enjoy the potential of a wonderful blooming season as well.



So far this year, we have seen a lot of new faces as our membership has climbed to over 300! With our show coming up in February and lots of meetings and Grower Clinics in between, we hope to see most of those new members volunteer to help out in some small way. It's a good way to meet other orchid lovers and learn about growing, and more importantly, share in the rewards that a great society like the VAOS can offer.

I will be back from this crazy voyage in a few weeks and hope to see everyone at the Holiday Party at Boca Royale.

Happy growing everyone!

-Bruce Weaver, Interim President & VP, Programs

Editor: If that's not DEDICATION, I don't know what is!!!

VAOS Venice Orchid Project (VOP) Presentation to the Venice City Council

On Tuesday, October 27, Jay Loeffler, VP, Displays and VOP Coordinator, addressed the council at the invitation of Mayor Holic. Jay was supported by a contingent of our members wearing their red 2015 Show t-shirts.

Jay spoke about the history and mission of our society, our monthly meetings and programs, and the spectacular success of our annual shows. Our 50th annual show theme is 50 Shades of Orchids, a title appreciated by all the council members.

This major community event is expected to draw up to 4,000 attendees for the two day event from a tri-county area. The show will feature 10 nationally recognized growers from as far away as Hawaii who will exhibit and sell orchids inside the 12,000 sq. ft. Venice Community Center. More than 20 American Orchid Society accredited judges travel from around the country to judge our showcase event. Cash awards, trophies and ribbons are awarded to the best

exhibits and best plants in each class. This is also a great opportunity for photographers to practice their hobby.

Jay then invited council members to our 50th annual show setup on February 5th to see how we turn the community center into Orchid Bliss with the wave of a magic wand and the support of hundreds of dedicated volunteers.

His presentation then moved on to our Venice Orchid Project (VOP) by providing a capsule history of orchid exploitation and the disastrous results.

Back in the 1800s, Florida's native orchids used to fill the trees with colorful flowers. But once the railroads started arriving in the latter part of the century, orchids were taken from the trees and shipped up north for sale. People believed that the supply of this awe-inspiring plant was endless. And why not, orchids are the largest group of plants in the world, with more than

WWW.VAOS.ORG

Continued on page 8

Venice Area Orchid Society, P.O. Box 443, Venice, FL 34284-0443

Officers 2015 – 2016

Interim President &

Vice President - Programs

Bruce Weaver, programs@vaos.org

Vice President - Social Affairs

Sharon Kahnoski, social@vaos.org

Vice President - Show Displays

Jay Loeffler, disp@vaos.org

Treasurer

Mary Amos, tres@vaos.org

Recording Secretary

Joanna Shaw, rsec@vaos.org

Communications Director & Newsletter Editor

Steve Vogelhaupt, csec@vaos.org

Membership Chair

Judy Loeffler, memb@vaos.org

Immediate Past President

Cynthia Vance, CVance@vaos.org

Annual Show Chairs

Carol Wood

Judy Loeffler

showchair@vaos.org

Volunteers

Ted Kellogg, Webmaster

tmkellogg@gmail.com

John Kahnoski, Raffle Table

Joanna Shaw, Kristin Shaw &

Cynthia Vance, Plant Table

Sue Grimmer, Gary Becker & Jerry

Manegold, Technology

Pauline Adam, Mentor Coordinator

Kathy Beck, Librarian

Newsletter Production

Barry Zack

VAOS Printer

Creative Technology of Sarasota

Venice Area **Orchid Society News**

P.O. Box 443, Venice, FL 34284-0443

- Published monthly.
- Deadline for submissions is the 15th of the prior month.
- Please direct comments to:
Steve Vogelhaupt, csec@vaos.org
- Written submissions are appreciated.

Minutes of the November 4, 2015 Meeting

Bruce Weaver called the meeting to order at 7:00pm by welcoming all our returning snowbirds.

Carol Wood and Judy Loeffler gave an update on planning for our annual show in February. They unveiled the new Red Heart poster with the title of "50 Shades of Orchids", as this will be our 50th show. T-shirts for volunteers will be purple with a gold flocked 50. They also sent around sign-up sheets for all of the show volunteers needed. Carol noted that many volunteers will be needed in both active and seated roles and that a good time is always had by all. It's a great way to get involved, have fun, and get to know the other members. Plus the food is terrific.

Sharon Kahnoski updated us on the December 8 Holiday Party, encouraging us all to sign up to attend. There will be good food, music and dancing, and an orchid auction.

Sharon also noted that we need our members to bring snacks for the snack table at the monthly meetings

There will be an article about the Venice Orchid Project in an upcoming Herald Tribune. Bruce reported that we just added a bunch of *Brassavolas nodosa* and they are starting to bloom. These were generously donated by Janet Keown.

Cynthia Vance updated us on the sponsorship for our February show. She reported we are 75% towards achieving our goal. One of our new sponsors, New Dawn Travels, is interested in putting together an orchid related trip to Hawaii from September 30 to October 9, 2016. This would include a visit to the Honolulu Orchid Show and several Hawaiian orchid growers. The cost would be approximately \$2800-3500, not including airfare.

John Salventi was the speaker for the evening. He has been an orchid grower for 20+ years and is now located in Sarasota. He spoke about orchid nutrition and took us through the ins and outs of fertilizer choices.

Continued on page 7

Treasurer's Report

November 2015

Checking Account

Starting Balance	
10/1/15	\$ 12,300.84
+ Income	\$ 1,975.00
Payments	\$ 3,463.23
Closing Balance	
10/31/15	\$ 10,812.61

Cash Account

Starting Balance	
10/1/15	\$ 40.00
Closing Balance	
10/31/15	\$ 40.00

Money Market Savings

Starting Balance	
10/1/15	\$ 25,050.40
+ Income	\$ 0.85
Closing Balance	
10/31/15	\$ 25,051.25

Total Assets

10/31/15	\$ 35,903.86
----------------	--------------

Submitted by Mary Amos

In Memoria

We are sad to announce the recent death of one of our members, Alan Farstrup. He was active in our society and helped at various shows and events. He'll be missed by all.

We extend our sincere and heartfelt sympathy to his family.

Plant Table Awards November 4, 2015

The First Place Blue Ribbon went to Judy Russell for her *Bulbophyllum* (Bulb.) *Grace Thoms* AM/AOS. The stunning flowers of this plant make it a wonderful 'first bulbo' for our collection. Bulbos love to stay moist most of the time and enjoy staying in a humid semi-shaded location – perfect for growing in Florida. Good cultivation Judy!



Bulb. *Grace Thoms*

The Second Place Red Ribbon was awarded to Sally Bonnell for her *Brassocattleya* (Bc.) *Star Ruby* 'Xanadu'. Her plant was mounted beautifully on cedar and is known to bloom all year. It's a hybrid which uses *B. nodosa* to give it its large lip and, as a thin-leaved plant, thrives in the open sun for part of the day. Congratulations, Sally, for such a lovely presentation!



Bc. *Star Ruby*

The Third Place Yellow Ribbon went to Dale Richter for her striking *Aliceara* (Alcra.) *Clownish* 'Cotton Candy'. *Bakerara* (Bak) was the original name, but a plant with 'Bak' must have some *Odontoglossum* in it. Due to taxonomic changes, this genus is no longer considered to be part of this hybrid. *Aliceara* is used as the hybrid name when just 3 genera are in the background – 'ara' is the clue. Well done, Dale!



Alcra. *Clownish*

The Best Species Ribbon was awarded to Jay Loeffler for his darling *Phalaenopsis* (Phal.) *bellina* with its striking electric colors and giant flowing leaves. Unlike most Phals, this plant is a consecutive bloomer all year round – perfect for a greedy hobbyist. Such a grand specimen is a testament to Jay's fine cultivation skills!



Phal. *bellina*

Continued on next page


Plant Table Awards, November 4, 2015 (continued from page 3)

The New Member Grower Ribbon went to Kristin Shaw for her dainty, yet hardy, *Brassocattleya* (Bc.). *Binosa* 'Key Lime' with 10 blooms! The plant blooms 2-3 times a year and grows well outside so many of us might add it to our collection. Kristin has received many ribbons recently proving her to be a fast learner in orchid cultivation. Great job, Kristin!



Bc. *Binosa*

The Members' Choice Ribbon was awarded to Debi Sullivan for her stately *Dendrobium* (Den.) *Aridang Green* x *Burana Stripe*. The tall flowing blooms hung beautifully, produced by keeping the



Den. *Aridang Green* x *Burana Stripe*

flowers facing the same direction throughout its blooming; the lip has a slight green tinge. Many kudos to Debi for such a striking plant!

The Speakers Commendation Ribbon went to Carol Wood for her *Prosthechea* (Psh.) *boothiana*. She won it in our 2006 raffle and turned it into a huge specimen with 100+ flowers. Since it's a Florida native, Carol promises to donate some divisions to



Psh. *boothiana*

the Venice Orchid Project. Watch the trees in Venice parks to see them blooming next fall! Thank you, Carol, for your talent and generosity!

-Narrative and photos by Cynthia Vance

Newsletter Culture Supplement

For those members who receive their monthly newsletter by email, be sure to check out the Culture Supplement.

Included are culture articles and handouts from our monthly Growers Clinics.

This supplemental information will only be available in our full color email edition of the newsletter.

Our 50th Show - Just Two Months Away!

February 6-7, 2016

Just two months to go to our 50th annual show and sale - our biggest society event and fund raiser of the year! At our November meeting, we presented our show poster designed by Judy Loeffler that reflects and promotes the proximity to Valentine's Day. Our show theme this year is "Fifty Shades of Orchids".

This year's show will again feature internationally known orchid vendors including Carmela, Krull-Smith, and Odom's Orchids as well as prominent Florida growers Palmer, Art Stone, Florida SunCoast, Plantio La Orquidea, Phelps, EFG/Hauserman and Mac's Orchids. OFE will sell orchid growing supplies in the room off the ball room and "Dr Jimmy" will once again conduct orchid culture classes for attendees. STEM will return to sell their quality accessories and our very own Orchid Boutique will offer exquisite floral arrangements and merchandise for sale. VAOS members Carol Marcus, Joanna Shaw and Toni Marie will have their artistic creations for sale. Three other orchid societies will join us to compete for the best exhibit: Sarasota Orchid Society, Ridge Orchid Society and the Englewood Area Orchid Society. Scottie's Dawg House will provide refreshments for attendees and Edgewood Nursery will provide the palms and greenery. We expect about 20 AOS judges to travel to Venice to judge our show and we anticipate about 4000 attendees this year.

We started the volunteer sign up process at our November meeting. Below is the list of the volunteer time slots we still need to fill. If you have not signed up, or if you can do more, please sign up now for a 2-3 hour time slot Friday, Saturday and Sunday, February 5-7.

Security Monitors - Here is where help is most needed. Monitor doors to prevent unauthorized entry or exit. Ensure visitors don't step into displays. A sit down job. Twenty - one (21) people needed. Sign up for a 2.5 hour shift Saturday or Sunday morning, mid-day or afternoon. Chair: Sharon and John Kahnoski

Clerks - Saturday 7:30am to 10:30am. Work with AOS judges finding and pointing out plants in the exhibits and placing ribbons. A great learning experience as the judges share their knowledge of what makes a quality plant and flower! Ten (10) more clerks needed. Chair: Mary Anne Digrazia

Front Door Admissions - Sell admission tickets and hand out programs Saturday and Sunday. A sit down cashier job. Twelve (12) more people needed. Chair: Elaine Ortt

Membership Table - Sign up new members, sell books, distribute culture sheets and answer questions. All time slots filled. Chair: Judy Loeffler

Hospitality/Kitchen and Food - Bring your favorite dish Friday, Saturday or Sunday: hot or cold main dishes, casseroles, pastries, platters, desserts, etc. Saturday is the most important day. Note what dish you will bring and on what day on the sign- up sheet for food or email to Carol Wood. We also need 4 people to assist with reheating food and clean up - two on Saturday and two on Sunday. Chair: Linda and Bruce Hahn

Show Take Down - One (1) more is needed on Friday set up day (11:30am - 2pm) and three (3) volunteers are needed for take down on Sunday (arrive Sunday by 3:45pm for take down and hall clean up). Some strong backs and fresh/rested volunteers will be needed on Sunday. Chair: Jerry Daenzer and Carol Wood

Classification/Registration - One volunteer is needed on Friday 2/5/16 from 12pm - 5pm to handle paperwork and respond to questions during plant registration. Chair: Ted Kellogg

Email Carol Wood at
ShowChair@VAOS.org to sign up
Please note your t-shirt size in your email

Orchid Boutique - No additional volunteers are needed, however donations of costume jewelry are requested. Please bring to the January meeting. Chair: Jane Camarota and Karen Mann.

Arts & Crafts - For our artistic members - get your entries ready for the Arts & Crafts table. Pre-register with Noreen so that we can prepare display signs. Plan to bring them in on Friday set-up day, 2/5/16 between 2pm and 4pm. Don't forget to bring your display stand if needed and mark it with your name. Chair: Noreen Chervinski, email: pgifolks@yahoo.com

Patrons - If you are unable to volunteer at the show or bring food, please become a Patron by donating \$25.00. These funds will pay for beverages and kitchen supplies for volunteers and judges over the weekend. Mail your check to VAOS, P.O. Box 443, Venice, FL 34284 and mark it as Patron Donation. Your gift will be recognized in our newsletter.

Sponsors - Cynthia Vance and Suzanne Grimmer are working hard on our show sponsorship campaign. If you do business with a local professional, organization or business who you think may be interested in becoming a sponsor for our show, please contact Cynthia at 483-9165.

Sign-up Sheets will be distributed again at our 12/8/15 holiday party and finalized at our January meeting 1/6/16. Please note your t-shirt size when you verify your name on the sign- up sheets at our January meeting. Don't for-

Continued on next page

Our 50th Show - Just Two Months Away! (continued from previous page)

get to mark your calendar.

VAOS t-shirts will be distributed to all working volunteers at the membership desk at the show. Members who volunteer their time, bring food or make a patron donation will not be charged admission at the door.

We depend on our member volunteers to ensure a smooth operation and successful show! Thank you for volunteering!

-Carol Wood and Judy Loeffler, Show Co-Chairs

VAOS 2016 CALENDAR

The VAOS 2016 Calendar is provided in the supplement section of this newsletter. The calendar provides all of the dates for scheduled monthly meetings and growers clinics for the next year. All monthly meetings will be held in Venice Community Center Room D (left end of ballroom). All Growers Clinics will be held in Room F (rear of building on left).

Monthly meetings are scheduled for the 1st Wednesday of the month except for March when we'll meet on Thursday 3/3/16. We do not hold monthly meetings in July (when we join EAOS for a joint meeting in Englewood) or in December when our annual holiday party replaces our regular meeting. Growers clinics are typically held the 2nd Thursday of the month. Members should monitor our newsletter and website for date changes.

Carol Wood uses this calendar format to manage and maintain her orchid collection. For example, she notes:

- Fertilizer applications

- Supplement applications (epsom salts, calcium, kelp, etc.)
 - Dynamite time release fertilizer applications (October & April)
 - Pest/disease outbreaks
 - Pesticide/fungicide applications
 - Rain dates/levels and major temperature drops
 - Dry winter rest start and end dates for nobile dendrobiums, catasetums, etc. (November to March)
 - New fertilizer, supplement or media start dates
- She records on the calendar and makes notes on the back. At the end of the year she has a concise record she uses to analyze results of changes she made to her routine during the year.

Copies of the VAOS 2016 Calendar on heavy stock paper will be available at Growers Clinics.

-Submitted by Carol Wood

VAOS Fall Plant Sale



VAOS members were joined by Orchid Envy at the VAOS Fall Plant Sale in Centennial Park on Saturday, November 14th. With picture perfect weather, the sales event was well attended due its great location at the Gazebo - both the Tampa Ave. Farmers Market and the annual Venice Chalk Festival ensured a good crowd. The tables, stands and displays looked great and drew lots of buyers as well as lookers.

Members sold plant divisions, potted orchids and plants and Orchid Envy sold many blooming plants. Joanne Shaw had a great selection of her handmade clay pots which drew many buyers. Another one of our members sold Desert Rose plants in unusual shades and colors as

well as community pots of various orchids that she had flaked. They all donated 20% of their proceeds to the VAOS. Thanks to all who participated or came down for this annual event.

We'll be looking to see how the next year's plant sale can be made even better. Any input is welcome and should be sent to Sharon Kahnoski, our VP, Social at social@vaos.org.



*-Narrative by Sharon Kahnoski
and photos by Steve Vogelhaupt*

Membership Dues are due Now

Now is the time to renew your Venice Area Orchid Society Membership. Dues are only \$20.00 per household each calendar year. Please pay Treasurer Mary Amos at the next meeting or mail your check, payable to VAOS, to:

VAOS

P.O. Box 443

Venice, FL 34284-0443

Dues must be received by January 1st so that you can be included in the 2016 Membership Directory. This is also the time to make sure we have your current contact information- address, phone and email address.

Please check your current Directory to see if your entry needs editing.

Should your contact information have changed, please notify Judy Loeffler, Membership Chair, at

memb@vaos.org

-Submitted by Judy Loeffler

Meeting Minutes (continued from page 2)

He took a complex subject and made it very understandable for those of us without a PhD in chemistry.

The meeting was adjourned at approximately 9:00pm.

-Submitted by Joanna Shaw, Recording Secretary

Culture Tip of the Month

A frequent question at the Growers Clinic is When Should I Repot? Our standard reply is when the media breaks down or when the plant is overgrowing the pot. Here are some other recommendations from the Growers Clinic Team:

- Orchids will become more quickly established if repotted when the new roots are about 1" long on the newest growth.
- Paphiopedilums can be repotted at anytime and should be repotted each year.
- Phalaenopsis can be repotted at any time (even when in bloom) and should be repotted about every two years if potted in sphagnum moss.
- Most cattleya alliance plants can be repotted after blooming but must be well secured in the new pot as new roots may not break out until spring.
- Species and bi-foliate plants (2 leaves per pseudo-bulb) should only be repotted in the spring with new root growth; otherwise, it can set them back for years.
- Sometimes a plant is so content in its pot you might decide to "pot-up" - place it in a larger pot and fill in

media around it. This approach eliminates damaging the roots and subsequent plant set back and many orchids just hate to have their roots disturbed. This approach is perfect for those Brazilian species that grow so tall. Set the small pot they grew in as a seedling into a basket and let it take off! Potting-Up is also a good approach for plants you wish to grow into specimen size plants. Dendrobiums prefer tight small pots and resent repotting so they are also perfect candidates for Pot-Up. This approach works best if you use primarily non-organic media such as clay pellets, lava rock, charcoal, sponge rock, etc. It will not deteriorate as bark will do after a few years.

Bring your questions regarding repotting and potting up as well as your problem plants to our next Growers Clinic to be held Thursday, January 14th, Venice Community Center Room F, 7pm. Members may bring up to three plants for sale.

--Submitted by Carol Wood

Support Our 2015 Show Sponsors

Please support our show sponsors whose financial contributions are especially appreciated.

- Herald Tribune • Cruise One • Raleigh & Assoc.
- Venice Regional Bayfront Health
- ArtisTree Landscape Maintenance & Design
- Center for Sight • Classics Steakhouse & Nightclubs
- Daiquiri Deck • Davis & Beyer, DDS • Edgewood Nursery
- Family Dermatology • Happy Puppy Pet Spa
- Jacaranda Trace Retirement Community
- Kennedy White Orthopedic Center • Keye Wong, MD
- Penta-Clean • RAVE • Senior Helpers
- Silverstein Institute • Stanley Dean State Farm • Bay Village
- Cramer Toyota • Englewood Bank • Orchid Envy

Venice Project (continued from page 1)

25,000 identified species. Collecting orchids back then didn't matter so much. They were everywhere, anyone could pick a bunch of orchids and when they looked back, you could hardly tell that any had been taken. But orchids continued to be exploited well into the 1900s, as their habitats were destroyed by paving way for housing and roads. Orchid populations dwindled and many orchid species became endangered or lost forever.

Last year our Board decided to further educate our members and the general public by promoting the conservation of orchids locally. We decided to focus on planting Florida native species as well as other Florida friendly orchids that will thrive in our environment. The idea of the Venice Orchid Project was born. At first we just called it the BIG IDEA, knowing the scope of such an undertaking.

Implementing The Venice Orchid Project began with an outline covering 1 - 3 years of our goals. This was to be presented to you, our council. But then a light came on. Would VABI allow us to work with them and push this project into high gear right away?

Timing could not have been better; our friend, Bob Vedder with America in Bloom, was having a meeting to find new groups to help with the project. We went to the meeting at the Chamber and presented our "Big Idea" and VABI allowed us to join. It also helped that our Society President, Bruce Weaver, is a VABI volunteer.

Now we needed Orchids, lots of Orchids...

Options for getting orchids:

1. Buy Flasks.... Flasking is the process of growing from dust like seeds. Grown in sterile conditions with agar, a jelly like nutrient product. Really good price, around \$1 per plant, slow to blooming stage, up to 7 years
2. Buy Divisions ...Cutting apart larger non-blooming mature plants into multi/plants. Fair pricing ...\$5 per plant. Usually 1 -2 years to bloom stage
3. Buy mature Plant ... expensive.... \$30 - \$50 each ... blooms now.
4. Members donate divisions of their orchids ... Free ... blooms in 1-2 years

To start the project we went with options 2 and 4, setting aside funds to purchase orchids from a local vendor as well as divisions donated by our members. Soon we bought and received 100 plus divisions to place in our parks.

April was the launch of the Venice Orchid Project by placing orchids in the parks as the cooler weather was over. A group of our members started early on Saturday mornings climbing trees and mounting orchids in Blalock Park. Also some ground orchids were added in various spots; soon to follow were Centennial and Heritage Parks. We were placing orchids in Blalock Park as the America in Bloom judges were touring the park. What a convenient coincidence!! As the council already knows, Venice

won the America in Bloom contest with 5 Blooms. I hope the Venice Orchid Project had a small part of this accomplishment.

Over the next few months we should start seeing the first blooms of our project. While checking the orchids a few weeks back, I did see our first bloom; a nice white and purple dendrobium orchid. The following weekend, I saw the orange ground orchids in Blalock Park and in front of the Venice Theater blooming. Three people stopped me that day who thanked me for this project and thought the idea was great. As with anything new, we've had a few problems along the way. It seems that squirrels like orchids as much as we do, yet about 60% of the initial 100 plus plants have survived the squirrels and weather. Most are thriving and we expect a lot more blooms as the season progresses. We're just finishing placing the last group of orchids for this season. After the winter season, we will replace the "non-performers" and place more orchids throughout our parks. Also in the works is an orchid fostering program with members raising orchids for our project.

South Florida is the only sub-tropical part of the country where orchids can be grown outside with minimal risk of freezing. Orchids grow on trees in their natural habitat as well as some that grow in the ground. They are not parasites and do not damage the trees. They require little maintenance and can grow and bloom for decades once established. Adding orchids to our city landscape will enhance the beauty of our Island City and delight our residents and visitors for years to come.

So the next time you walk through one of our downtown parks, look around. You might just see a blooming orchid!

Our next project will begin with VAOS joining VABI for the annual Venice Arbor Day event. We'll present the Venice Orchid Project and provide a progress summary.

Orchid Envy, one of our local orchid vendors, will sell orchids and VAOS member volunteers will provide information that will help people in placing orchids around their homes. Also included in our vision would be to have orchids in the courtyards and gardens of retirement communities around Venice.

Jay then proposed that the city council consider establishing a greenhouse so that VAOS and VABI could grow plants, especially orchids, in support of ongoing joint beautification/conservation projects. His suggestion prompted favorable comments from both the Mayor and council members and the Mayor asked the City Manager to cost out the project, including security. Finally, Jay suggested that in the future, the council name an orchid as our city flower and let Venice be known as the "City of Orchids"

*-Narrative submitted by Jay Loeffler
and condensed for publication.*

VAOS HOLIDAY PARTY

Tuesday December 8, 2015

Boca Royale Golf & Country Club
1601 Englewood R. (Rt. 776)

5:30pm Happy Hour - Cash Bar

6:30pm Dinner - Beef, Chicken, Fish or Veggie Entree

8pm - Dancing Followed by Plant Auction

\$29 pp

Due by 12/1/15 to : VAOS Treasurer, Mary Amos
413 East Lake Dr., Sarasota, FL 34232

Please indicate your dinner choice on your check
See Flyer in Newsletter Supplement for Menu Options

Your Blooming Plants are Needed!

Sarasota Orchid Society Show January 2-3

Our first orchid show of the season, the annual Sarasota Orchid Society (SOS) Show and Sale, will be held at the Sarasota Municipal Auditorium, 801 N. Tamiami Trail, Sarasota, on January 2-3. Set up is Friday, January 1st, from 1pm to 6pm. Show hours are Saturday 9am - 5pm and Sunday 10am - 5pm. Unfortunately SOS had no alternate date options for their annual show so set up is New Year's Day. Yet, our VAOS display team, led by Jay Loeffler, will be there to put in a 10x10 exhibit and compete with two other societies (SOS and Manatee River Orchid Society) for plant ribbon awards in seven categories.

Your blooming plants are needed to create our display. We will collect and transport your plants to the show and ensure their safe return to you on Monday following the show. Bring your plants to one of two locations by Thursday December 31st, 8pm:

- South Venice: Carol Wood, 4941 Bella Terra Dr., Venice (Venetia) 497-4995

- Venice Island, Jay and Judy Loeffler, 833 Guild Dr., Venice, 485-9569

Or bring them to the Sarasota Municipal Auditorium on Friday January 1st at 1pm.

All plants must be registered in advance via email by Thursday December 31st

Email your plant name with bloom size to Carol Wood at ShowChair@vaos.org. Plants should be cleaned, staked, free of pests and disease and labeled with both the plant name and the owner's name. Flowers should be in prime condition to last through the weekend show.

We need help transporting plants to and from the show on Friday and Sunday. If you can help please contact Jay Loeffler, 485-9569.

—Submitted by Carol Wood

Venice Area Orchid Society News

P.O. Box 443
Venice, FL 34284-0443

Next Meeting:

Wednesday, January 6th, 2016 7:00pm
at Venice Community Center
(Doors open at 6:30pm)

- **Speaker:** Ramnarine John Budree
- Show table entries welcome
- Bring plants for the Raffle Table
- Bring treats to share.

Upcoming Events

December 2 (1st Wednesday):
No Monthly Meeting

December 5 -6 (Saturday and Sunday): Monroe Kokin private orchid sale. See flyer in supplement.

December 8 (Tuesday): VAOS Annual Holiday Party & Auction at Boca Royale Country Club. **Reservations and payment not later than December 1.**

December 10 (2nd Thursday):
No Growers Clinic

January 2 - 3, 2016: Sarasota Orchid Society Annual Orchid Show and Sale. VAOS will be having a 10' X 10' display. Set-up January 1, 2016. See article on P. 9

January 6 (1st Wednesday): VAOS Monthly Meeting. Doors open at 6:30pm, meeting starts at 7:00pm. Venice Community Center, Speaker: Ramnarine John Budree, Topic: Bul-

bophyllum and allies

January 14 (2nd Thursday): VAOS Growers Clinic, 7pm, Venice Community Center, Speakers: Carol Wood and Jay Loeffler, Topic: Local and Online Resources for Orchids, Supplies & Culture Info.

January 15-16: Fort Lauderdale Orchid Society Annual Show and Sale. Info: www.FLOS.org

January 23-24: Tamiami International Orchid Festival. Info: www.OrchidFestival.com

Planning Ahead

February 6-7, 2016: VAOS Annual Orchid Show and Sale. Set up Friday February 5th

March 4 -5 (Friday and Saturday): Englewood Area Orchid Society Show and Sale. Christ Lutheran Church. Setup Thursday, March 3. Details follow.

Ongoing

Mentor Program: help for beginning growers, contact Pauline Adam, Mentor@vaos.org

Orchid Judging takes place at **Christ the King Catholic Church, Mc-Loughlin Center – Room C, 821 S. Dale Mabry Hwy., Tampa, FL 33609.** at 6:30pm on the fourth Wednesday of every month. Info: <http://www.fncjc.shutterfly.com/>

V.A.O.S. On FaceBook



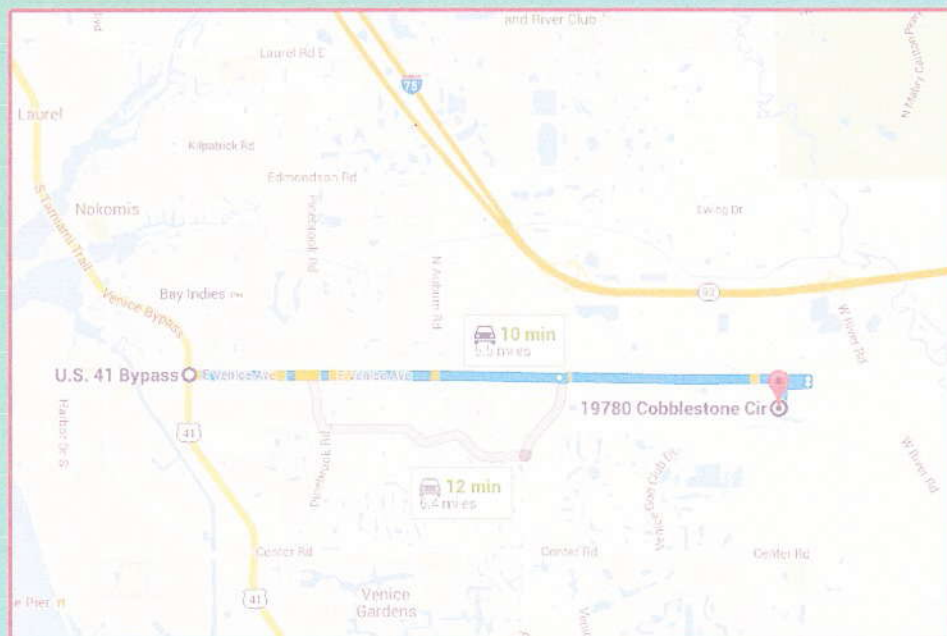
**"Join Us" and Share
your Orchid Photos
Search for us as
"VeniceArea OrchidSociety"**

MONROE KOKIN'S PRIVATE COLLECTION ORCHID SALE

A RARE OPPORTUNITY TO PURCHASE FROM
A VERY SPECIAL SELECTION OF ORCHIDS

- Over 100 Cattleyas, Oncidium and other genera
- All quality plants, many blooming
- Various sizes
- Reasonable cash prices

Saturday and Sunday
December 5 & 6
10 a.m. — 2 p.m.



19780 Cobblestone Circle, Venice FL
941/586-7795



VAOS HOLIDAY PARTY

TUESDAY DEC. 8, 2015

Boca Royale Golf & Country Club

1601 Englewood Rd. [SR.776]

5:30 pm Happy Hour w/cash Bar

6:30 pm Dinner [Choice of one entrée]

Menu

Beef – Prime Rib

Chicken – Apple & Sage stuffed Chicken Breast

Fish – Salmon Nicoise

[Charbroiled Atlantic salmon topped w/artichoke hearts,
tomatoes, peppers & capers tossed in a white wine & olive oil sauce]

Other Options:

Vegetarian or Gluten Free with prior notification

All Dinners include rolls & butter, salad, coffee & dessert

8pm Auction followed by dancing

\$29 per person

Reservations by Dec. 1st to:

VAOS Treasurer, Mary Amos

413 East Lake Drive, Sarasota, FL. 34232

Please clearly indicate your dinner choice on your check

2016 VAOS CALENDAR

JANUARY						
S	M	T	W	Th	F	S
					1	2
3	4	5	6	7	8	9
10	11	12	13	14	15	16
17	18	19	20	21	22	23
24	25	26	27	28	29	30
31						

6 Monthly Meeting
14 Growers Clinic

JULY						
S	M	T	W	Th	F	S
					1	2
3	4	5	6	7	8	9
10	11	12	13	14	15	16
17	18	19	20	21	22	23
24	25	26	27	28	29	30
31						

NO MONTHLY VAOS MEETING
11 Joint EAOS/VAOS meeting
at EAOS
14 Growers Clinic

FEBRUARY						
S	M	T	W	Th	F	S
	1	2	3	4	5	6
7	8	9	10	11	12	13
14	15	16	17	18	19	20
21	22	23	24	25	26	27
28	29					

3 Monthly Meeting
11 Growers Clinic

AUGUST						
S	M	T	W	Th	F	S
	1	2	3	4	5	6
7	8	9	10	11	12	13
14	15	16	17	18	19	20
21	22	23	24	25	26	27
28	29	30	31			

3 Monthly Meeting (host
EAOS)
11 Growers Clinic

MARCH						
S	M	T	W	Th	F	S
		1	2	3	4	5
6	7	8	9	10	11	12
13	14	15	16	17	18	19
20	21	22	23	24	25	26
27	28	29	30	31		

3 Monthly Meeting **ON**
THURSDAY
10 Growers Clinic

SEPTEMBER						
S	M	T	W	Th	F	S
				1	2	3
4	5	6	7	8	9	10
11	12	13	14	15	16	17
18	19	20	21	22	23	24
25	26	27	28	29	30	

7 Monthly Meeting
8 Growers Clinic

APRIL						
S	M	T	W	Th	F	S
					1	2
3	4	5	6	7	8	9
10	11	12	13	14	15	16
17	18	19	20	21	22	23
24	25	26	27	28	29	30

6 Monthly Meeting
14 Growers Clinic

OCTOBER						
S	M	T	W	Th	F	S
						1
2	3	4	5	6	7	8
9	10	11	12	13	14	15
16	17	18	19	20	21	22
23	24	25	26	27	28	29
30	31					

5 Monthly Meeting
13 Growers Clinic

MAY						
S	M	T	W	Th	F	S
1	2	3	4	5	6	7
8	9	10	11	12	13	14
15	16	17	18	19	20	21
22	23	24	25	26	27	28
29	30	31				

4 Monthly Meeting
12 Growers Clinic

NOVEMBER						
S	M	T	W	Th	F	S
		1	2	3	4	5
6	7	8	9	10	11	12
13	14	15	16	17	18	19
20	21	22	23	24	25	26
27	28	29	30			

2 Monthly Meeting
10 Growers Clinic

JUNE						
S	M	T	W	Th	F	S
			1	2	3	4
5	6	7	8	9	10	11
12	13	14	15	16	17	18
19	20	21	22	23	24	25
26	27	28	29	30		

1 Monthly Meeting
9 Growers Clinic

DECEMBER						
S	M	T	W	Th	F	S
				1	2	3
4	5	6	7	8	9	10
11	12	13	14	15	16	17
18	19	20	21	22	23	24
25	26	27	28	29	30	31

NO MONTHLY MEETING
NO GROWERS CLINIC
9 VAOS Holiday Party

Semi-Hydroponics A Place in Your Collection?

Being relatively new at growing, or at least not killing too many orchids, I'm comfortable working with Cattleyas, Dendrobiums, Oncidiums and Encyclias. However, like several others I've spoken with, I've have had miserable results with Phalaenopsis and Paphiopedilum, having never owned one I didn't kill. Over-watering, soggy sphagnum moss, and rotting roots were the bane of my experience with these beautiful and "easy to grow" plants.

After spending countless hours on line, perusing the many websites, forums, sellers, and aficionados of orchids in general, I started paying more attention to the concept of "Semi-Hydroponics". Described as absolutely eliminating sphagnum moss and any other organic media, over-watering and rotting roots, while solving the age-old issues of when to water, how much to water, and broken-down media, I was intrigued! I did more research, found a couple of sites that offered simplified explanations of the concept and directions for getting started.

While I doubt that I'll convert all my orchids to this process, I believe this method will prove to be "just what the doctor ordered" for these lower-light, pseudobulb-less plants.

Orchids in Semi-Hydroponics

When deciding which orchids are best suited for semi-hydroponics (S/H), there are several points to consider before choosing a plant for this culture.

Orchids can be classified into one of four groups according to the growing condition in which they evolved. The majority of orchids are either epiphytes, (air plants, living on other plants) or lithophyte's (living on rocks). Saprophytes are those that grow in mulch, (living on the forest floor), and the remaining are terrestrial orchids that have adapted to life on the ground in the sand and soil.

Saprophytes and terrestrial orchids by nature are well suited for this culture. Their roots resemble those of epiphytes and have similar needs for water and air. But by living in rich fluffy humus, they generally have higher water requirement. A good example would be a Paphiopedilum.

Consider the growth habit of the plant

Monopodial – Latin for “single foot”, primarily growing upward from a main stem, producing new leaves from a single apex, or vegetative tip, and lacking a rhizome and or pseudobulb. Phalaenopsis and Paphiopedilum are examples.

Sympodial - Latin for “many footed”, growing from a number of vegetative apices, growing outward along the surface of the growing medium, at varying intervals along the rhizome (modified or false stem), which may swell into pseudobulbs (storage organs).

Leaves may be produced at either the base, the apex, or along the entire pseudobulb, and may be deciduous. Cattleyas and Epidendrum are examples.

So, depending on the structure of the plant, some will not be suited for this culture. Most monopodial, or orchids lacking pseudobulbs, would likely benefit from being in semi-hydroponics. I would recommend researching their lineage if you are not familiar with the plant. Some of the sympodial orchids may prove to be too aggressive a grower for this culture. Bulbophyllum for example, would definitely benefit from the constant moisture, but will quickly overgrow the pot. By planting them in an oversized pot, you will allow for a substantial amount of growth, which you could extend by training the new growths to circle in the pot.

Excellent results have been shown with Bulbophyllum, the Phalaenopsis alliance, Cattleya and related genera, Dendrobium, Phragmipedium, Paphiopedilum, Cymbidium, Maxillaria, Epidendrum, and Oncidium alliances to name a few. Apparently, though, it is certain death for Tolumnias, as is probably the case with most twig epiphytes, which need to have their roots dry quickly.

Consider the Flowering Habit

Orchids such as Acineta, Stanhopea, and in some cases, Gongoria, with their downward inflorescences, are not well suited for this culture.

Consider the Natural Habitat

If the plant comes from a rain or cloud forest, it is likely a good candidate for semi-hydro culture. If it comes from high mountainous regions or from areas experiencing extended dry and wet periods, it is less likely to flourish in this culture. It will likely suffer a long drawn out demise in an attempt to adapt, or survive but not flourish, or may even perish.

For the most part, orchids, by nature, are hydroponic having exposed roots systems that are constantly being saturated by water and nutrients washed down from the rain, and enough exposure to air for good gas exchange.

Overview

The principle of semi-hydroponics is simple.

1. Provide an inert medium. (I use LECA, which is Light Expanded Clay Aggregate), available at Hydroponic Supply Stores, On-Line, or in large, 35-lb quantities, from Home Depot, through their website, to anchor the plant. It has properties that allow for the transport of water and nutrients, and allows the roots ample space to breathe.
2. You'll also need a "pot" suitable for S/H. What you want is any "vessel" that will allow you to see the LECA and roots, and allow you to drill 3-4 1/4" drainage holes approximately 1-1 1/2" up from the bottom, around the sides,

so as to create a small “reservoir” at the bottom to store water/nutrients. Items used are glass or plastic 17 oz. “Stemless” wine goblets, or tumblers or deli containers. You should size your container depending on the size of your plant. (Hint: if using glass/ceramic vessels, you’ll need a Glass & Tile drill bit, available at home care stores and hardware stores).

The term ‘semi-hydroponic’ (S/H) was adopted because there is no need for the plumbing, holding tanks, pumps, nor the timers used in fully hydroponic systems. This is a simple, self-contained method, and takes up no more room than any ordinary plant pot. LECA is capable of holding up to 56% of its volume in water, and is shaped it to provide plenty of free space (total volume) between the pellets, providing the best levels of gas exchange at the roots.

This is where it gets better...it can effectively eliminate root rot. This is accomplished in two ways: First, by being inert, it has no organic materials to break down or decompose. Its orientation in the pot it is consistent from top to bottom, allowing even moisture and maximum gas exchange. Over 90% of the oxygen absorbed by plants is taken in at the roots. When the roots are smothered by waterlogged or compacted medium, it reduces the uptake of oxygen and subsequently reduces the intake of potassium and phosphate, affecting plant growth and its overall health. One of the first visual symptoms of this condition is brown leaf tips (tip necrosis). Semi-hydroponic culture helps alleviate this condition.

Second, the increased oxygen and drainage will promote and maintain strong aerobic bacteria populations, keeping the disease causing anaerobic bacteria in check, thus eliminating a main facilitator of root rot.

Watering is a snap if you've ever worried about over- or under-watering, or didn't have the time to check on the plants every day; this is the method is for you. The “pots” hold a volume of water and/or nutrients. The medium being composed of clay 'wicks' the water up evenly throughout the pot using capillary action. Having a reservoir, it maintains constant moisture for days, keeping the right amount of water available at the roots, and ups the humidity around the plant. Now all you have to do is pay attention to the water levels in the pot. And the pots I used are transparent just for that purpose.

Repotting into Semi-Hydroponics

You should thoroughly rinse the pellets to wash the dust off. Then, pre-soak the LECA for at least 24 hours to prime the pellets, allowing them to soak until they are completely saturated, adding a couple of drops of Super Thrive or similar.

Soak the plant you want to repot in a bucket of water for about 20 minutes to make the roots flexible for easy removal from the pot without damaging healthy roots, especially the tips. This also makes it easier to tell the difference between the green/white healthy roots and the brown/black diseased/dead roots.

Once you have your plant out of the pot, remove as much of the old bark or moss as possible and remove all dead or diseased roots. When you have removed all of the old

media, you should clean the root system with a vigorous spray from a hose. Remember that you are trying to remove all the decaying and potentially decaying material.

Add sufficient LECA to the pot to cover the drain holes. This will prevent the roots from being potted down into the reservoir where they would smother and rapidly decompose. Holding the plant centered in the pot, gently add the LECA, shaking the pot a bit as you go to help get the pellets down and seated around the roots. You want to have the plant potted up to where the newest roots are emerging. In most cases, you'll find that the plants are stable without the need for pot clips or stakes.

Now just give your plant a good watering, filling up the pot and letting the water flow out of the drainage holes. The pot will keep the water it needs. Water when the level drops below the holes in the pot.

Don't fertilize until you see new established root growth, usually within a month. If you foliar feed, I would wait a few weeks to let the plant acclimate a bit and then proceed as usual.

Additional Information


There is a host of information on the web about this non-traditional method of growing orchids. For more information, videos, forums, etc. on Semi-hydroponics, go to your favorite search engine and type in Growing Orchids in Semi-Hydroponics.

With the permission of Kentucky Orchids, www.kentuckyorchids.com

Editor's note:

Additional information is available at www.aos.org and at www.FirstRays.com. If you're an AOS member, you can view the recent excellent webinar by Ray Barkalow, First Rays, listed under the Members Only webinars.

Narrative and personal photos by Rick Belisle; additional photos by Steve Vogelhaupt

A photograph of a Paphiopedilum orchid plant. The plant has a single, large, yellowish-green flower with prominent, dark, wavy lines on the petals. The flower is attached to a long, slender stem that also bears a small, dark, round bud. The leaves are broad, dark green, and have a mottled pattern. The plant is growing in a clear glass vase filled with dark, pebbly substrate. The vase sits on a round, woven wicker tray. The background is a light-colored, vertically-slatted surface.

**Rick's
Paphiopedilum**

Rick's Phaelaenopsis





**Steve's
C. Carmela's Tropical
Beauty - division**

15.08.20

Christensonia vietnamica



**Steve's
Mini species
seedling**